





District Health Assessment for Multiple District 305 through November 2025

		Clubs							Membership							Member Strength		Cancellation		Reports			Finance	Leadership					
District Name	Status/ Number of Months in Status *	Active Clubs	Clubs in Status Quo	Total Clubs	% Status Quo Clubs in Financial Suspension	New Clubs	Cancelled Clubs	YTD Net Club Gain/Loss	Current Members In Active Clubs	Current Members In Status Quo Clubs	Current Total Members Count	YTD Add	YTD Drop	YTD NetGrowth (includes Active and Status Quo)	YTD NetGrowth% (includes Active and Status Quo)	Member Count 12 Months Ago	Average Member Count Per Club	% of Clubs with less than 20 members	Average Cancelled Club Age	Members Lost Due to Cancelled Clubs	% of Clubs Reporting Service	% No MMR in 3 Months	% No Officer Report in 12 months	% of Clubs with balance 90+ days	Number of Zone Chairs Recorded	Number of Region Chairs Recorded	District Officers Vacancies **		
		305 N1	115	4	119	100%	4	1	3	2560	66	2626	332	65	267	11.32%	2,328	22	45%	5	0	52%	66%	8%	13%	15	0		
		305 N2	114	4	118	100%	6	1	5	1760	30	1790	240	49	191	11.94%	2,367	15	69%	2	20	42%	64%	8%	35%	29	9	GST	
		305 S	T(18)	78	10	88	100%	2	2	0	1182	128	1310	125	59	66	5.31%	1,236	15	68%	43	3	38%	73%	11%	57%	16	5	
			307	18	325	100%	12	4	8	5502	224	5726	697	173	524	10.07%	5,931	19	60%	23	23	45%	67%	9%	33%	60	14		




District Health Assessment for Multiple District 306 through November 2025

		Clubs							Membership							Member Strength		Cancellation		Reports			Finance	Leadership			
District Name	Status/ Number of Months in Status *	Active Clubs	Clubs in Status Quo	Total Clubs	% Status Quo Clubs in Financial Suspension	New Clubs	Cancelled Clubs	YTD Net Club Gain/Loss	Current Members In Active Clubs	Current Members In Status Quo Clubs	Current Total Members Count	YTD Add	YTD Drop	YTD NetGrowth (includes Active and Status Quo)	YTD NetGrowth% (includes Active and Status Quo)	Member Count 12 Months Ago	Average Member Count Per Club	% of Clubs with less than 20 members	Average Cancelled Club Age	Members Lost Due to Cancelled Clubs	% of Clubs Reporting Service	% No MMR in 3 Months	% No Officer Report in 12 months	% of Clubs with balance 90+ days	Number of Zone Chairs Recorded	Number of Region Chairs Recorded	District Officers Vacancies **
306 D1		61	3	64	100%	10	0	10	1635	50	1685	381	118	263	18.50%	1,340	27	30%	0	0	55%	34%	5%	19%	16	8	
306 D2		64	8	72	100%	4	0	4	1545	129	1674	166	112	54	3.33%	1,736	24	40%	0	0	96%	46%	4%	39%	18	8	
306 D3		59	20	79	100%	4	0	4	1816	411	2227	195	65	130	6.20%	1,907	31	19%	0	0	87%	57%	16%	39%	19	9	
DISTRICT 306 D4	(4)	48	7	55	100%	4	1	3	1208	84	1292	198	71	127	10.90%	1,435	25	44%	3	0	56%	36%	4%	22%	14	7	
DISTRICT 306 D5		44	6	50	100%	10	1	9	1438	361	1799	366	162	204	12.79%	1,330	33	14%	6	0	76%	34%	2%	38%	14	7	
DISTRICT 306 D6		66	17	83	100%	3	3	0	1784	284	2068	269	172	97	4.92%	2,210	27	36%	14	84	92%	35%	7%	41%	19	10	
DISTRICT 306 D7		66	6	72	100%	0	4	-4	1741	70	1811	145	182	-37	-2.00%	1,919	26	40%	22	67	82%	47%	7%	29%	18	10	
DISTRICT 306 D8	(1)	47	11	58	100%	2	2	0	1077	410	1487	143	29	114	8.30%	1,328	23	34%	5	3	90%	41%	19%	48%	13	7	
DISTRICT 306 D9	(5)	28	16	44	100%	1	1	0	667	374	1041	123	59	64	6.55%	1,021	24	34%	4	25	39%	43%	11%	66%	10	5	
DISTRICT 306 D10	(5)	27	12	39	100%	3	1	2	730	173	903	146	321	-175	-16.23%	1,126	27	36%	19	18	38%	46%	5%	51%	15	7	
DISTRICT 306 D11	(5)	40	5	45	100%	3	2	1	1005	95	1100	156	24	132	13.64%	1,086	25	36%	3	8	71%	47%	9%	16%	13	6	
DISTRICT 306 D12	(1)	32	13	45	100%	3	1	2	1030	516	1546	201	18	183	13.43%	1,204	32	22%	2	2	40%	38%	13%	38%	14	7	
		582	124	706	100%	47	16	31	15676	2957	18633	2489	1333	1156	6.61%	17,642	32	32%	11	207	72%	42%	9%	37%	183	91	



District Health Assessment for Multiple District 315 through November 2025

		Clubs							Membership							Member Strength		Cancellation		Reports			Finance	Leadership			
District Name	Status/ Number of Months in Status *	Active Clubs	Clubs in Status Quo	Total Clubs	% Status Quo Clubs in Financial Suspension	New Clubs	Cancelled Clubs	YTD Net Club Gain/Loss	Current Members In Active Clubs	Current Members In Status Quo Clubs	Current Total Members Count	YTD Add	YTD Drop	YTD NetGrowth (includes Active and Status Quo)	YTD NetGrowth% (includes Active and Status Quo)	Member Count 12 Months Ago	Average Member Count Per Club	% of Clubs with less than 20 members	Average Cancelled Club Age	Members Lost Due to Cancelled Clubs	% of Clubs Reporting Service	% No MMR in 3 Months	% No Officer Report in 12 months	% of Clubs with balance 90+ days	Number of Zone Chairs Recorded	Number of Region Chairs Recorded	District Officers Vacancies **
315A1	T(23)	142	4	146	75%	12	0	12	2892	36	2928	738	201	537	22.46%	2,851	20	55%	0	0	28%	54%	9%	65%	34	18	
315A2		105	14	119	100%	5	1	4	2546	441	2987	229	155	74	2.54%	3,402	24	48%	7	61	76%	67%	7%	33%	0	0	
315A3		34	8	42	100%	3	0	3	875	167	1042	167	39	128	14.00%	912	26	29%	0	0	7%	43%	21%	74%	0	1	
315B1		127	64	191	100%	7	0	7	2973	2230	5203	198	51	147	2.91%	3,616	23	25%	0	0	8%	76%	16%	89%	0	0	
315B2		110	93	203	100%	2	0	2	3199	1197	4396	619	1046	-427	-8.85%	4,129	29	49%	0	0	4%	44%	4%	90%	4	2	
315B3		78	33	111	100%	2	1	1	1604	366	1970	234	524	-290	-12.83%	2,234	21	47%	1	125	5%	32%	8%	73%	0	0	GMT
315B4		91	25	116	100%	4	0	4	3284	545	3829	359	21	338	9.68%	3,229	36	16%	0	0	43%	54%	4%	35%	30	15	
		687	241	928	100%	35	2	33	17373	4982	22355	2544	2037	507	2.32%	20,373	33	39%	4	186	23%	55%	9%	69%	68	36	




District Health Assessment for Multiple District 325 through November 2025

District Name	Status/ Number of Months in Status *	Clubs							Membership							Member Strength		Cancellation		Reports			Finance		Leadership		
		Active Clubs	Clubs in Status Quo	Total Clubs	% Status Quo Clubs in Financial Suspension	New Clubs	Cancelled Clubs	YTD Net Club Gain/Loss	Current Members In Active Clubs	Current Members In Status Quo Clubs	Current Total Members Count	YTD Add	YTD Drop	YTD NetGrowth (includes Active and Status Quo)	YTD NetGrowth% (includes Active and Status Quo)	Member Count 12 Months Ago	Average Member Count Per Club	% of Clubs with less than 20 members	Average Cancelled Club Age	Members Lost Due to Cancelled Clubs	% of Clubs Reporting Service	% No MMR in 3 Months	% No Officer Report in 12 months	% of Clubs with balance 90+ days	Number of Zone Chairs Recorded	Number of Region Chairs Recorded	District Officers Vacancies **
325 C		159	0	159	0%	8	2	6	3294	0	3294	475	241	234	7.65%	3,095	21	43%	4	30	64%	66%	5%	65%	39	17	
325 D		71	0	71	0%	4	0	4	1658	0	1658	187	39	148	9.80%	1,679	23	28%	0	0	75%	62%	8%	51%	16	8	
325 E		138	1	139	100%	8	4	4	1959	16	1975	343	330	13	0.66%	2,082	14	70%	2	30	32%	62%	11%	42%	25	12	
325 F		126	0	126	0%	20	1	19	2580	0	2580	611	88	523	25.43%	2,373	20	32%	5	6	50%	60%	2%	31%	30	14	
325 G		179	0	179	0%	13	3	10	3174	0	3174	497	356	141	4.65%	3,080	18	53%	11	19	30%	65%	13%	69%	39	20	
325 H		119	0	119	0%	6	0	6	2503	0	2503	340	64	276	12.39%	2,514	21	47%	0	0	50%	61%	8%	34%	23	12	
325 I		269	0	269	0%	29	3	26	5349	0	5349	1019	254	765	16.69%	4,734	20	44%	5	11	66%	60%	11%	38%	71	32	
325 J		145	0	145	0%	16	4	12	3287	0	3287	481	161	320	10.79%	3,008	23	21%	5	48	61%	74%	10%	43%	37	17	
325 K		176	0	176	0%	26	3	23	4086	0	4086	769	143	626	18.09%	3,620	23	24%	5	23	75%	60%	6%	32%	38	19	
325 L		111	0	111	0%	5	1	4	2398	0	2398	290	111	179	8.07%	2,360	22	38%	3	18	52%	52%	5%	54%	38	18	
325 M		145	1	146	100%	7	4	3	3442	14	3456	310	171	139	4.19%	3,416	24	36%	3	59	62%	51%	3%	35%	59	28	
325 N		122	0	122	0%	9	3	6	2246	0	2246	339	62	277	14.07%	2,262	18	54%	5	19	53%	86%	6%	36%	36	15	
325 P		155	0	155	0%	11	1	10	3645	0	3645	522	39	483	15.28%	3,379	24	34%	2	3	81%	58%	10%	31%	38	17	
325 R		189	0	189	0%	22	2	20	4462	0	4462	884	136	748	20.14%	3,919	24	23%	5	22	80%	52%	3%	24%	51	24	
325 S		149	1	150	100%	21	1	20	2145	11	2156	582	214	368	20.58%	1,849	14	62%	1	23	40%	67%	19%	28%	40	20	2nd VDG
		2253	3	2256	100%	205	32	173	46228	41	46269	7649	2409	5240	12.77%	43,370	21	41%	5	311	59%	62%	8%	40%	580	273	



District Health Assessment for Multiple District 325 through November 2025

		Clubs							Membership							Member Strength		Cancellation		Reports			Finance	Leadership			
District Name	Status/ Number of Months in Status *	Active Clubs	Clubs in Status Quo	Total Clubs	% Status Quo Clubs in Financial Suspension	New Clubs	Cancelled Clubs	YTD Net Club Gain/ Loss	Current Members In Active Clubs	Current Members In Status Quo Clubs	Current Total Members Count	YTD Add	YTD Drop	YTD NetGrowth (includes Active and Status Quo)	YTD NetGrowth% (includes Active and Status Quo)	Member Count 12 Months Ago	Average Member Count Per Club	% of Clubs with less than 20 members	Average Cancelled Club Age	Members Lost Due to Cancelled Clubs	% of Clubs Reporting Service	% No MMR in 3 Months	% No Officer Report in 12 months	% of Clubs with balance 90+ days	Number of Zone Chairs Recorded	Number of Region Chairs Recorded	District Officers Vacancies **
351		127	3	130	100%	4	0	4	2331	60	2391	313	82	231	10.69%	2,124	18	59%	0	0	57%	48%	3%	8%	39	18	
		127	3	130	100%	4	0	4	2331	60	2391	313	82	231	10.69%	2,124	19	59%	0	0	57%	48%	3%	8%	39	18	



District Health Assessment for Ident 5791 - BAHRAIN - UND through November 2025

Status/ District Name Number of Months in Status *		Clubs							Membership							Member Strength		Cancellation		Reports			Finance		Leadership		
		Active Clubs	Clubs in Status Quo	Total Clubs	% Status Quo Clubs in Financial Suspension	New Clubs	Cancelled Clubs	YTD Net Club Gain/Loss	Current Members In Active Clubs	Current Members In Status Quo Clubs	Current Total Members Count	YTD Add	YTD Drop	YTD NetGrowth (includes Active and Status Quo)	YTD NetGrowth% (includes Active and Status Quo)	Member Count 12 Months Ago	Average Member Count Per Club	% of Clubs with less than 20 members	Average Cancelled Club Age	Members Lost Due to Cancelled Clubs	% of Clubs Reporting Service	% No MMR in 3 Months	% No Officer Report in 12 months	% of Clubs with balance 90+ days	Number of Zone Chairs Recorded	Number of Region Chairs Recorded	District Officers Vacancies **
Ident 5791 - BAHRAIN		2	0	2	0%	0	0	39	0	39	0	0	0	0.00%	43	20	50%	0	0	0%	50%	0%	0%	0	0		
		2	0	2	0%	0	0	39	0	39	0	0	0	0.00%	43	20	50%	0	0	0%	50%	0%	0%	0	0		



District Health Assessment for Ident 5943 - UNITED ARAB EMIRATES - UND through November 2025

Status/ District Name of Months in Status *		Clubs							Membership							Member Strength		Cancellation		Reports			Finance		Leadership		
		Active Clubs	Clubs in Status Quo	Total Clubs	% Status Quo in Financial Suspension	New Clubs	Cancelled Clubs	YTD Net Club Gain/ Loss	Current Members In Active Clubs	Current Members In Status Quo Clubs	Current Total Members Count	YTD Add	YTD Drop	YTD NetGrowth (includes Active and Status Quo)	YTD NetGrowth% (includes Active and Status Quo)	Member Count 12 Months Ago	Average Member Count Per Club	% of Clubs with less than 20 members	Average Cancelled Club Age	Members Lost Due to Cancelled Clubs	% of Clubs Reporting Service	% No MMR in 3 Months	% No Officer Report in 12 months	% of Clubs with balance 90+ days	Number of Zone Chairs Recorded	Number of Region Chairs Recorded	District Officers Vacancies **
Ident 5943 - UNITED ARAB EMIRATES		13	1	14	100%	0	0	0	350	26	376	36	11	25	7.12%	366	27	21%	0	0	14%	43%	0%	14%	0	0	
		13	1	14	100%	0	0	0	350	26	376	36	11	25	7.12%	366	29	21%	0	0	14%	43%	0%	14%	0	0	

* - District Status: P - Provisional, T - Transitional.
** - District Officers Vacancies: DG - District Governor, 1st VDG - First Vice District Governor, 2nd VDG - Second Vice District Governor.